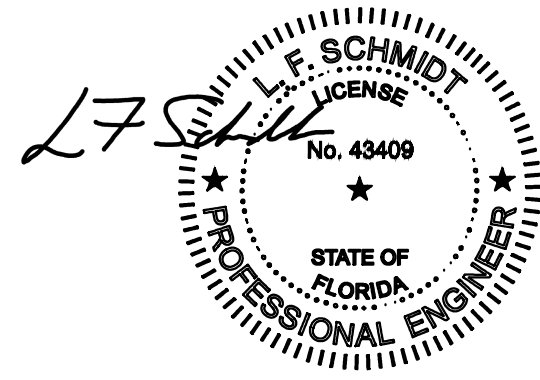




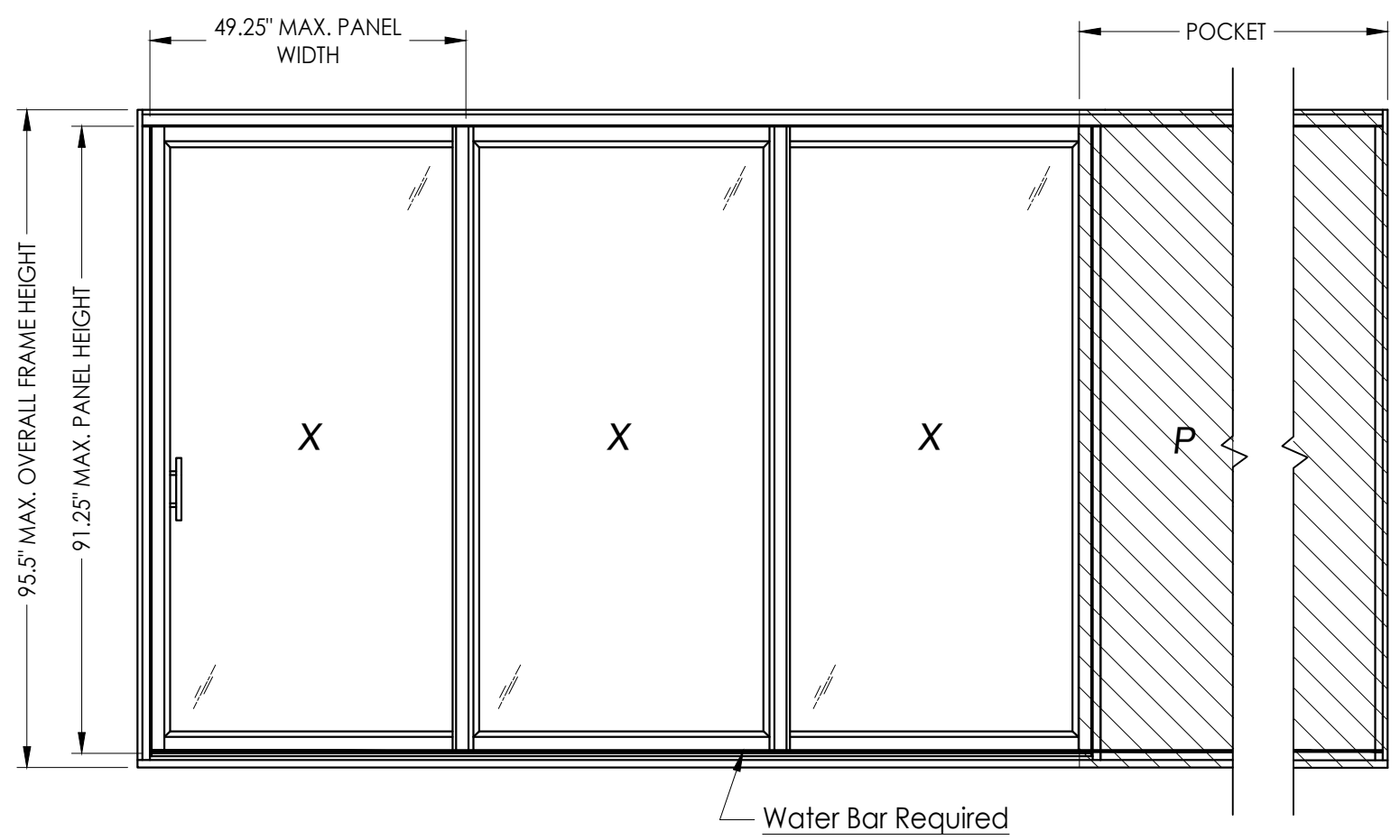
250 Staunton Turnpike, Parkersburg, WV 26104



This item has been digitally signed and sealed by L. F. Schmidt, P.E. on the date adjacent to the seal. Printed copies of this document are not considered signed and sealed and the signature must be verified on any electronic copies.

THIS PRODUCT APPROVAL IS VALID ONLY FOR THE STATE OF FLORIDA

8800 Series Vinyl Sliding Patio Pocket Door - XXXP "IMPACT"



GENERAL NOTES

1. This product has been evaluated and is in compliance with the 8th Edition (2023) Florida Building Code (FBC) structural requirements excluding the "High Velocity Hurricane Zone" (HVHZ).
2. Product anchors shall be as listed and spaced as shown on details. Anchor embedment to base material shall be beyond wall dressing or stucco.
3. When used in areas requiring wind borne debris protection this product complies with FBC Sections 1609.1.2 & R301.2.1.2 and does not require an impact resistant covering. This product meets missile level "D" and excludes Wind Zone 4 as defined in ASTM E 1996 and FBC Sections 1609.1.2.2 & R301.2.1.1.
4. For 2x stud framing construction, anchoring of these units shall be the same as that shown for 2x buck masonry construction.
5. Site conditions that deviate from the details of this drawing require further engineering analysis by a licensed engineer or registered architect.

TABLE OF CONTENTS

SHEET #	DESCRIPTION
1	Typical elevation, design pressures & general notes
2	Horizontal cross sections
3	Vertical cross sections
4	Buck & frame anchoring
5	Components
6	Bill of materials & glazing detail

MAX. PANEL DIMENSION	MAX. D.L.O. DIMENSION	GLASS TYPE	DESIGN PRESSURE (PSF)	
			POSITIVE	NEGATIVE
49.25" X 91.25"	42.375" X 85.0"	G1	+50.0	-50.0

Documents Prepared By: Lyndon F. Schmidt P.E. No. 43409

PRODUCT: 8800 SERIES VINYL SLIDING PATIO DOORS

PART OR ASSEMBLY: TYPICAL ELEVATION, DESIGN PRESSURES & GENERAL NOTES

NO.	DATE	BY	REVISIONS

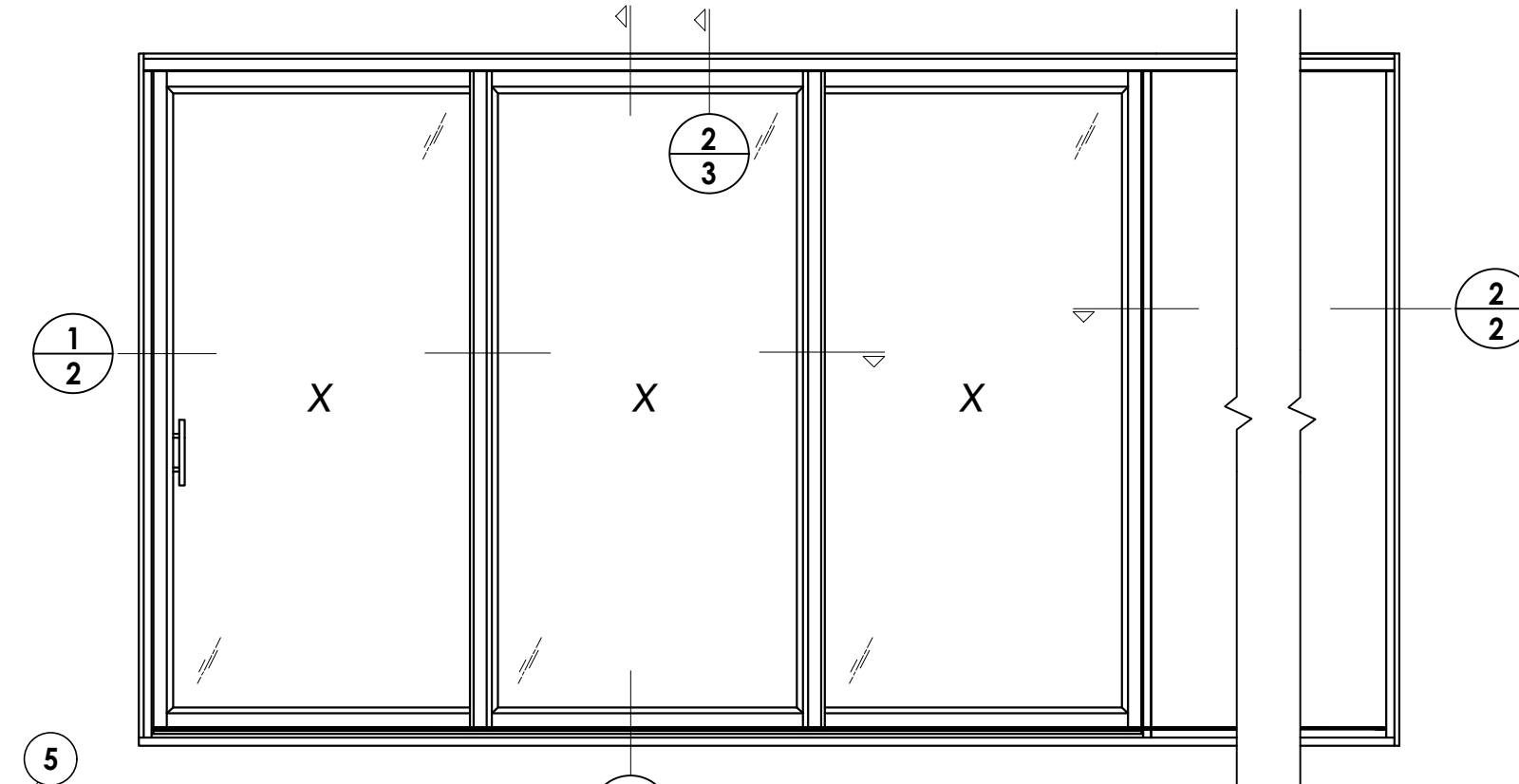
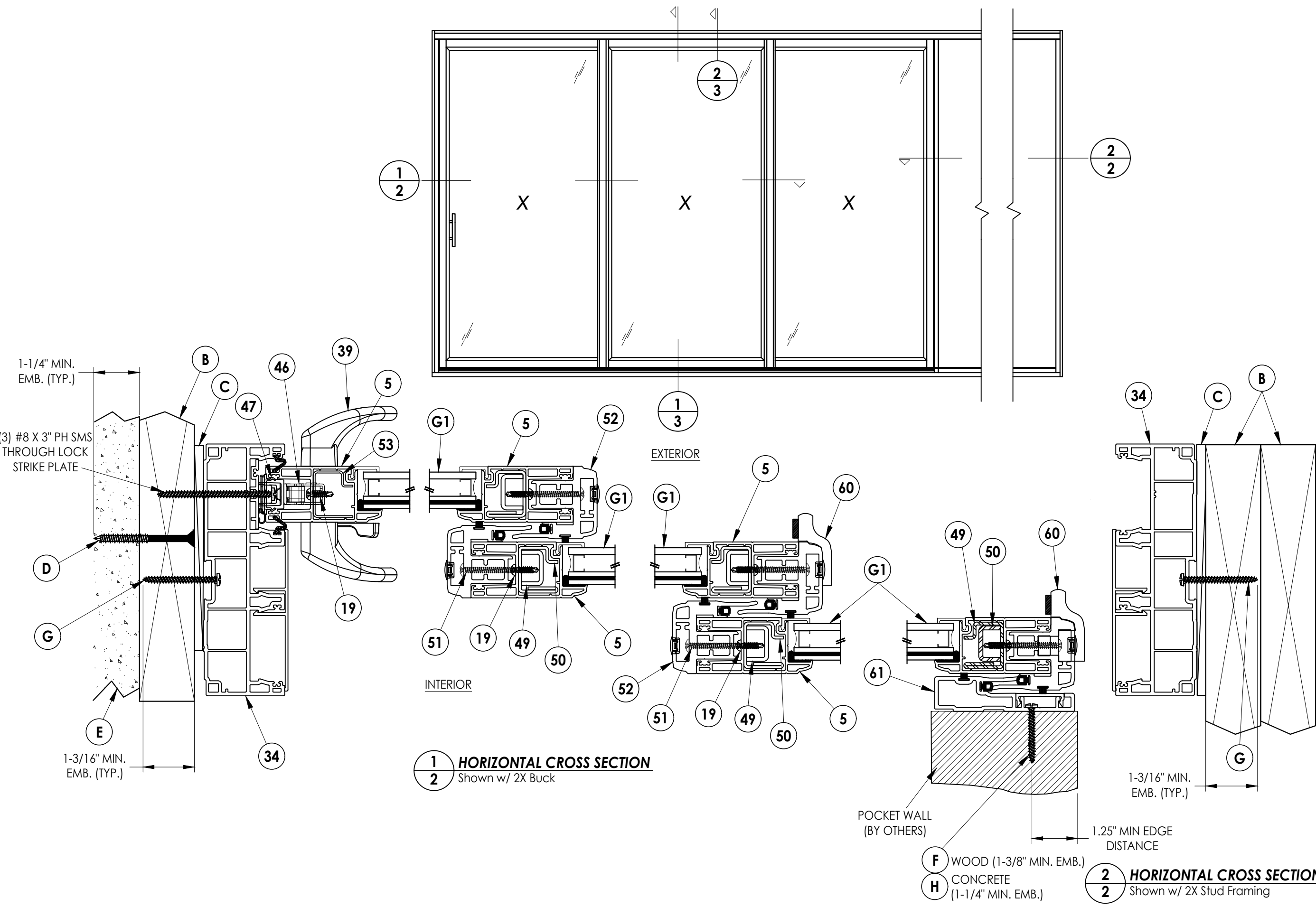
DATE: 10/16/23
SCALE: N.T.S.
DWG. BY: LFS
CHK. BY: RW
DRAWING NO.: FL-16216.20
SHEET 1 OF 6

BUILDING CONSULTANTS, INC.
P.O. Box 230, Vairico, FL 33595
Phone No.: 813.659.9197
FBPE Registry No. 9813

Z:\2023 FBC Drawings\Wincore Window Company\FL-16216 R14\FL-16216.20.dwg

© 2023 R.W. BUILDING CONSULTANTS INC.

Z:\2023 FBC Drawings\Wincore Window Company\FL-16216 R14\FL-16216.20.dwg



Documents Prepared By:
Lyndon F. Schmidt
P.E. No. 43409

RW BUILDING CONSULTANTS, INC.
P.O. Box 230, Valrico, FL 33595
Phone No.: 813.659.9197
FBPE Registry No. 9813

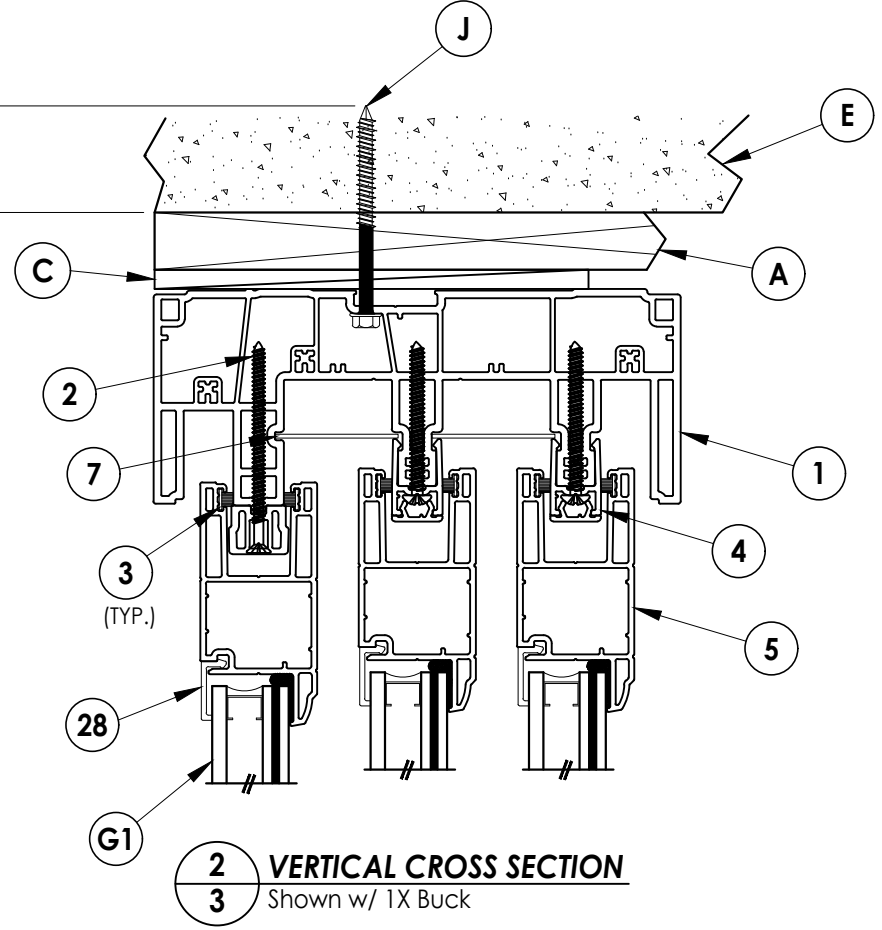
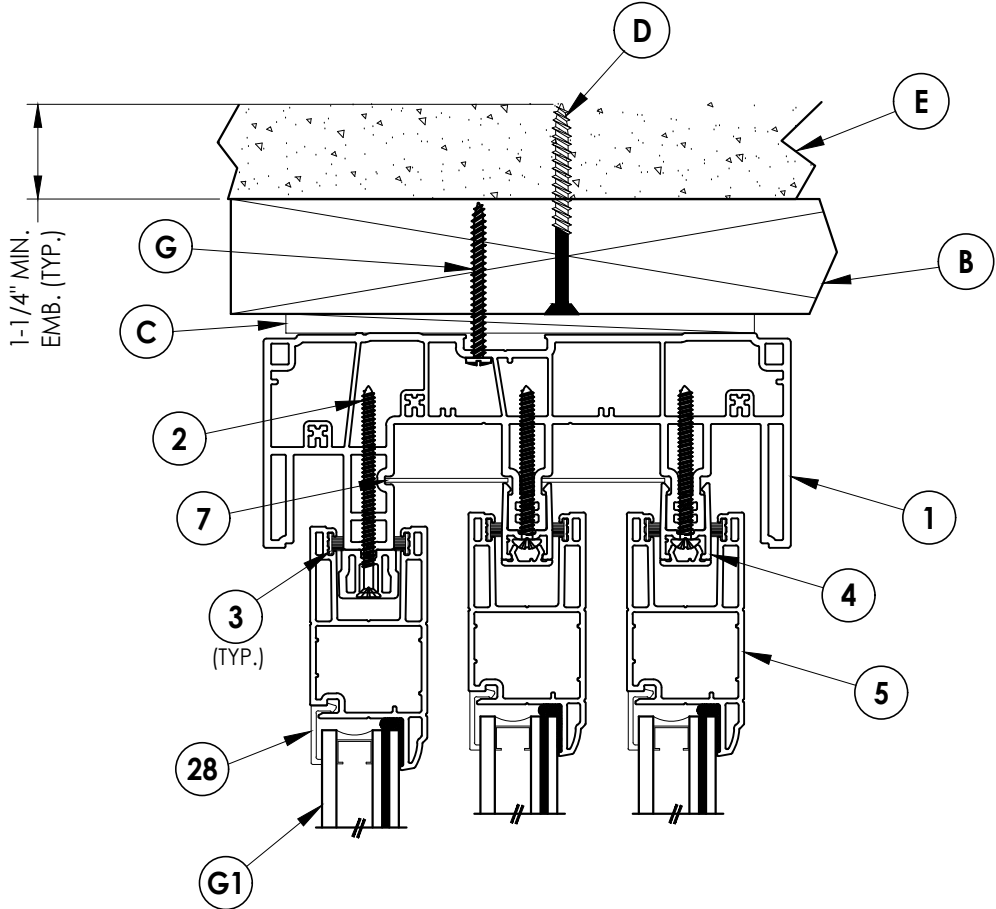
PRODUCT:
8800 SERIES VINYL SLIDING PATIO DOORS

PART OR ASSEMBLY:
HORIZONTAL CROSS SECTIONS

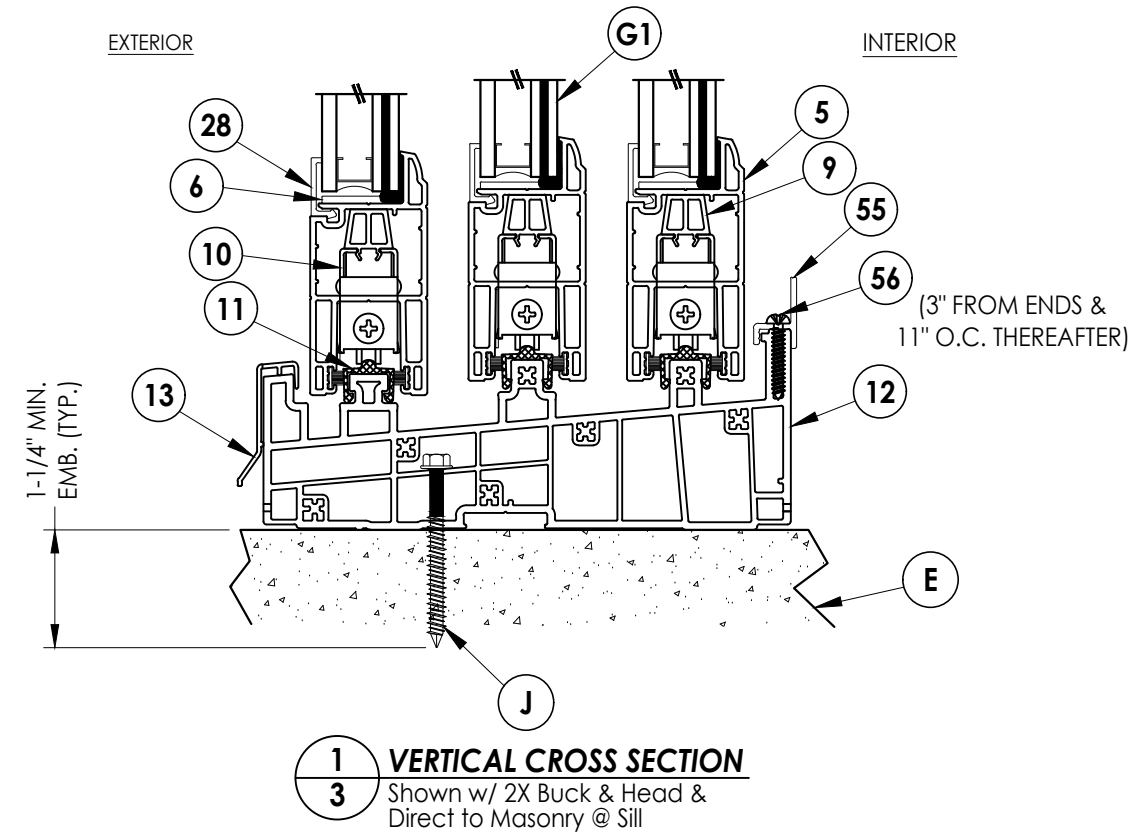
NO.	DATE	BY

DATE: 10/16/23
SCALE: N.T.S.
DWG. BY: LFS
CHK. BY: RW
DRAWING NO.: FL-16216.20
SHEET 2 OF 6

© 2023 R.W. BUILDING CONSULTANTS INC.



2 VERTICAL CROSS SECTION
3 Shown w/ 1X Buck



1 VERTICAL CROSS SECTION
3 Shown w/ 2X Buck & Head & Direct to Masonry @ Sill

Documents Prepared By:
 Lyndon F. Schmidt
 P.E. No. 43409

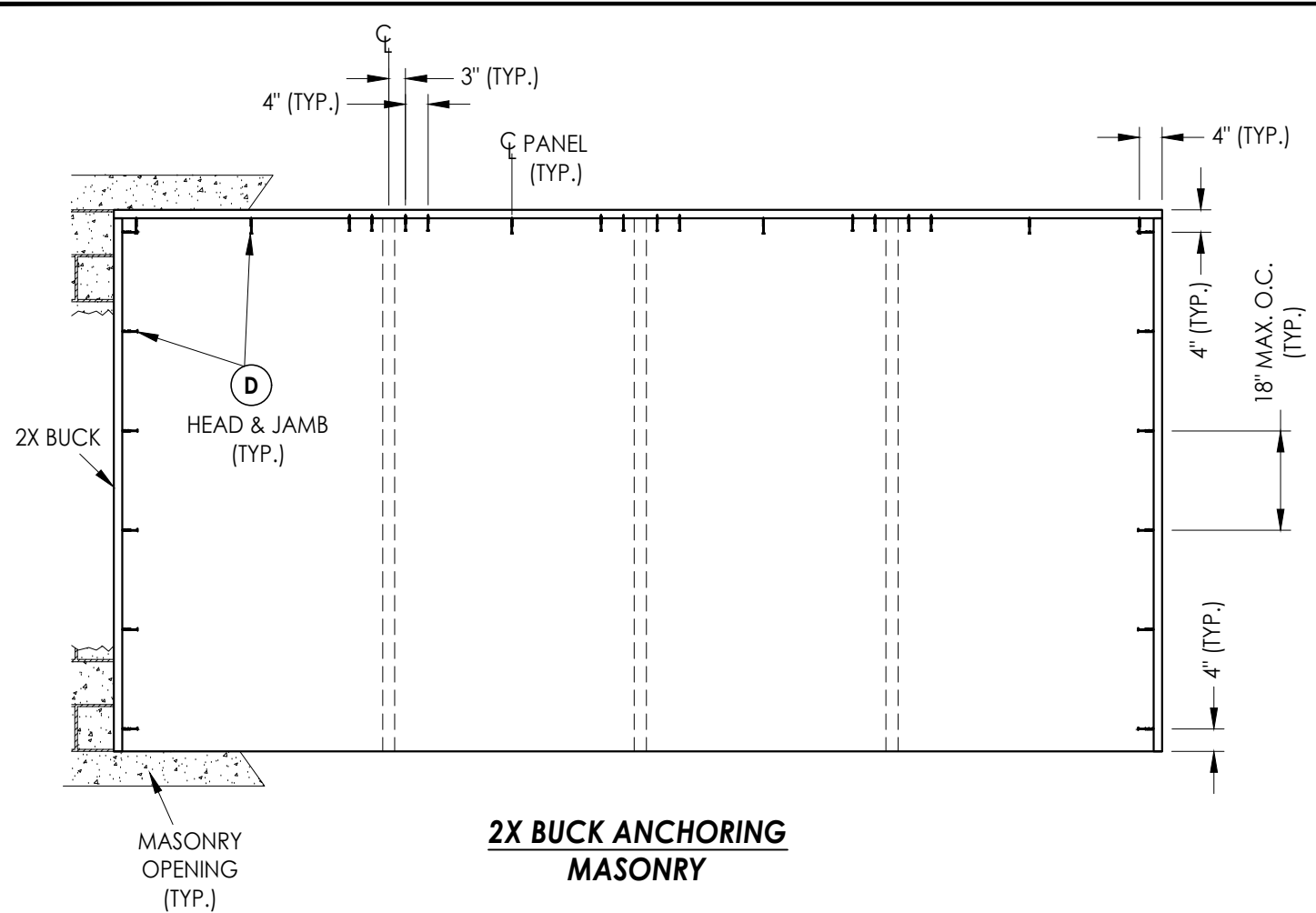
RW BUILDING CONSULTANTS, INC.
 P.O. Box 230, Valrico, FL 33595
 Phone No.: 813.659.9197
 FBPE Registry No. 9813

PRODUCT:
 8800 SERIES VINYL
 SLIDING PATIO DOORS

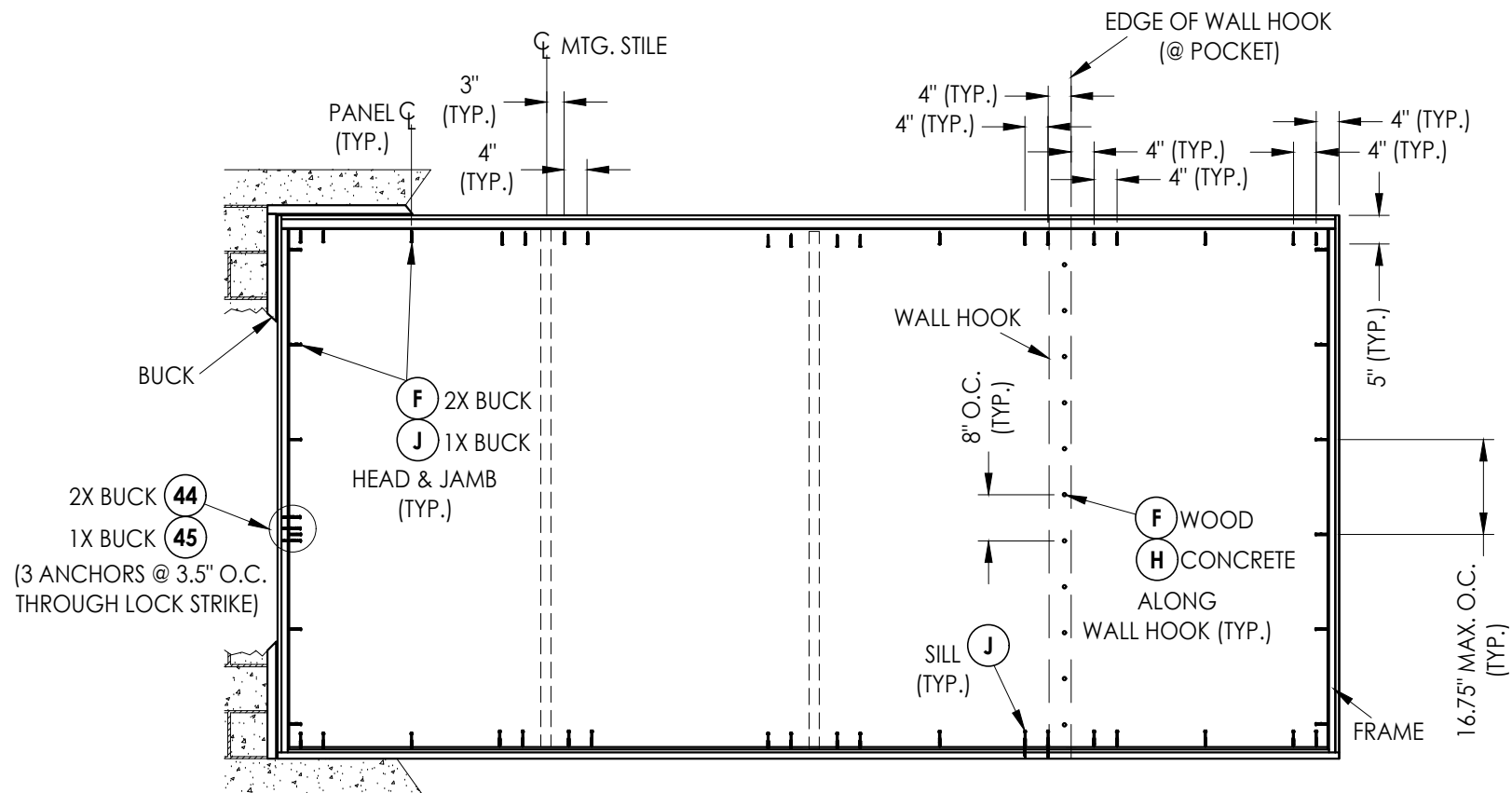
PART OR ASSEMBLY:
 VERTICAL
 CROSS SECTIONS

NO.	DATE	BY

DATE: 10/16/23
 SCALE: N.T.S.
 DWG. BY: LFS
 CHK. BY: RW
 DRAWING NO.:
 FL-16216.20
 SHEET 3 OF 6



**2X BUCK ANCHORING
MASONRY**



**FRAME ANCHORING
2X/1X Buck**

CONCRETE ANCHOR NOTES:

1. Concrete anchor locations at the corners may be adjusted to maintain the min. edge distance to mortar joints.
2. Concrete anchor locations noted as "MAX. ON CENTER" must be adjusted to maintain the min. edge distance to mortar joints, additional concrete anchors may be required to ensure the "MAX. ON CENTER" dimension are not exceeded.
3. Concrete anchor table:

ANCHOR TYPE	ANCHOR SIZE	MIN. EMBEDMENT	MIN. CLEARANCE TO MASONRY EDGE	MIN. CLEARANCE TO ADJACENT ANCHOR
ITW TAPCON®	1/4"	1-1/4"	2"	4"
DeWALT ULTRACON+®	3/16"	1-1/4"	2-1/2"	1-1/8"
	1/4"	1-1/4"	1"	4"

WOOD SCREW INSTALLATION NOTES:

1. Maintain a minimum 5/8" edge distance, 1" end distance, & 1" o.c. spacing of wood screws to prevent the splitting of wood.

Documents Prepared By:
Lyndon F. Schmidt
P.E. No. 43409

RW BUILDING CONSULTANTS, INC.
P.O. Box 230, Valrico, FL 33595
Phone No.: 813.659.9197
FBPE Registry No. 9813

PRODUCT:
8800 SERIES VINYL
SLIDING PATIO DOORS

PART OR ASSEMBLY:
BUCK & FRAME
ANCHORING

NO.	DATE	BY	REVISIONS

DATE: 10/16/23

SCALE: N.T.S.

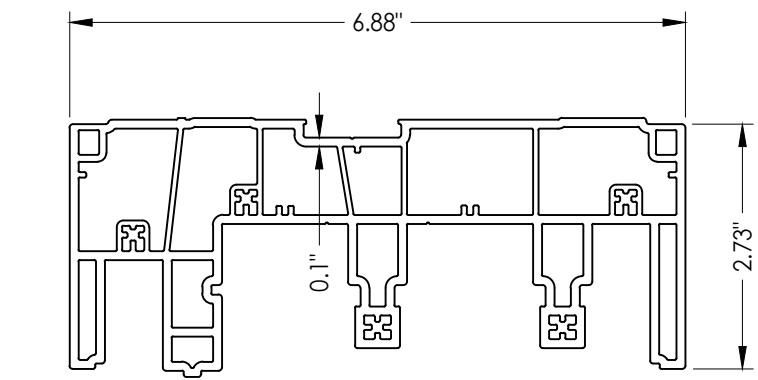
DWG. BY: LFS

CHK. BY: RW

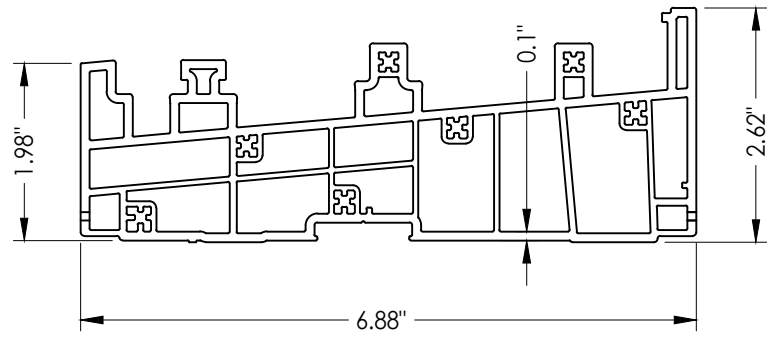
DRAWING NO.:

FL-16216.20

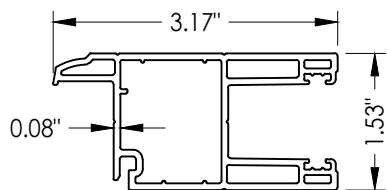
SHEET 4 OF 6



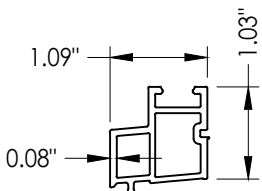
1 FRAME HEAD



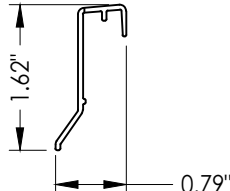
12 FRAME SILL



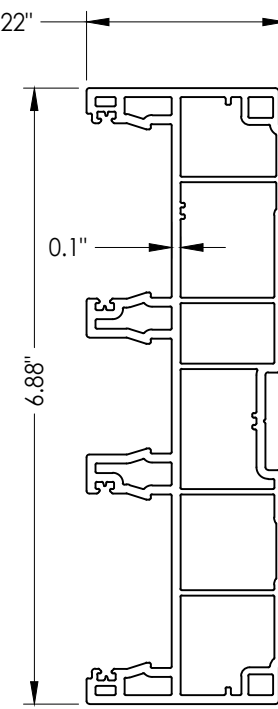
5 STILE & RAIL



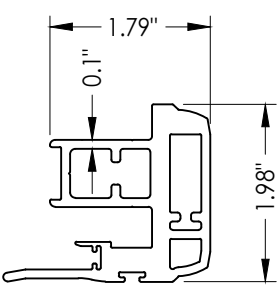
41 MOBILE PANEL SUPPORT



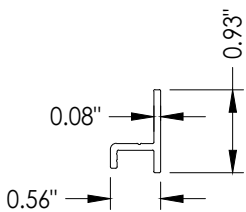
13 SILL CLADDING



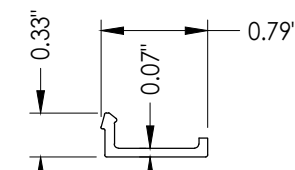
34 FRAME JAMB



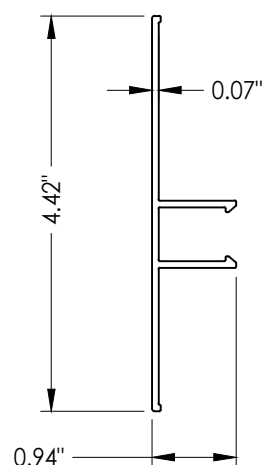
52 INTERLOCK



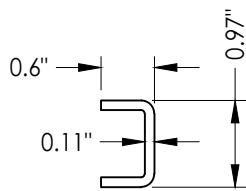
55 WATER BAR



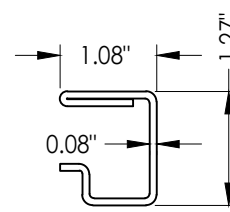
28 GLAZING BEAD



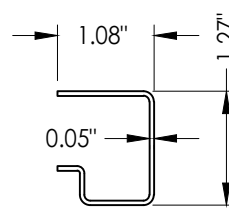
8 JAMB COVER



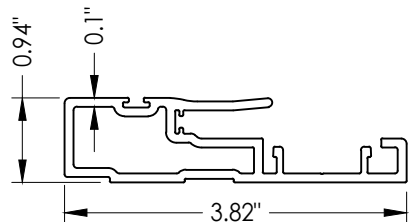
49 REINFORCEMENT Meeting rail



50 REINFORCEMENT Meeting rail



53 REINFORCEMENT Stile



61 WALL HOOK

Documents Prepared By:
Lyndon F. Schmidt
P.E. No. 4-3409

RW BUILDING CONSULTANTS, INC.
P.O. Box 230, Valrico, FL 33595
Phone No.: 813.659.9197
FBPE Registry No. 9813

PRODUCT:
8800 SERIES VINYL
SLIDING PATIO DOORS

PART OR ASSEMBLY:
COMPONENTS

NO.	DATE	BY	REVISIONS

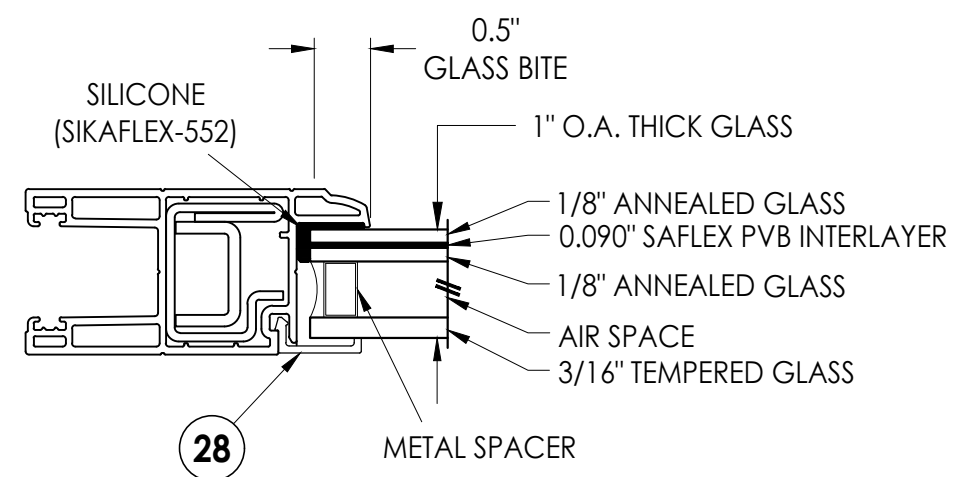
DATE: 10/16/23
SCALE: N.T.S.
DWG. BY: LFS
CHK. BY: RW
DRAWING NO.: FL-16216.20
SHEET 5 OF 6

Z:\2023 FBC Drawings\Wincore Window Company\FL-16216 R14\FL-16216.20.dwg

BILL OF MATERIALS

ITEM #	DESCRIPTION	MATERIAL
A	1X BUCK (G >= 0.42)	WOOD
B	2X BUCK/2X FRAMING (G >= 0.42)	WOOD
C	1/4" MAX. SHIM SPACE	-
D	1/4" X 2-3/4" FH DeWALT OR ITW CONCRETE SCREW	STEEL
E	MASONRY - 3,000 PSI MIN. CONCRETE CONFORMING TO ACI 301 OR HOLLOW BLOCK CONFORMING TO ASTM C90	CONCRETE
F	#10 X 1-1/2" PH SMS (1-3/8" MIN. EMBEDMENT)	STEEL
G	#10 X 2" PPH SCREW (1-3/8" MIN. EMBEDMENT)	STEEL
H	1/4" X 1-3/4" HWH DeWALT OR ITW CONCRETE SCREW	STEEL
J	1/4" X 2-3/4" HWH DeWALT OR ITW CONCRETE SCREW	STEEL
1	FRAME HEAD*	PVC
2	#8 X 2-3/4" FH QUADREX WOOD SCREW	STEEL
3	WEATHERSTRIP (SCHLEGEL #HF-7522-270)	-
4	HEAD TRACK*	PVC
5	STILE & RAIL*	PVC
6	SETTING BLOCK	-
7	HEAD COVER*	PVC
8	JAMB COVER*	PVC
9	SHIM	-
10	TANDEM WHEEL	NYLON
11	ROLLING RAIL	ALUM
12	SILL*	PVC
13	OUTSIDE SILL CLADDING	ALUM
19	#8 X 5/8" PAN HEAD, SQUARE, SELF-DRILLING SCREW	STEEL
20	OUTSIDE SILL CLADDING	ALUM
28	GLAZING BEAD*	PVC
34	FRAME JAMB*	PVC
39	HANDLE KIT	ZINC
44	#8 X 3" PH SMS	STEEL
45	3/16" X 3-1/4" FH DeWALT CONCRETE SCREW	STEEL
46	STAINLESS STEEL DOUBLE POINT MORTISE LOCK KIT	STEEL
47	SASH COVERING CAP*	PVC
49	STILE REINFORCEMENT	STEEL
50	STILE REINFORCEMENT	STEEL
51	#8 X 2" TRUSS HEAD QUADREX SCREW	STEEL
52	INTERLOCK	ALUM
53	STILE REINFORCEMENT	STEEL
55	WATER BAR	ALUM
56	#8 X 1" PPH SMS	SS
60	SASH PUSHER	ALUM
61	WALL HOOK	ALUM

* THE APPROVED WHITE RIGID PVC EXTERIOR EXTRUSIONS FOR WINDOWS ARE TO BE PRODUCED BY EXTRUDERS LICENSEES IN "AAMA CERTIFICATION PROGRAMS FOR RIGID PVC EXTRUSIONS".



G1 GLAZING DETAIL

Documents Prepared By:
Lyndon F. Schmidt
P.E. No. 43409

RW
BUILDING CONSULTANTS, INC.
P.O. Box 230, Valrico, FL 33595
Phone No.: 813.659.9197
FBPE Registry No. 9813

PRODUCT:
8800 SERIES VINYL
SLIDING PATIO DOORS

PART OR ASSEMBLY:
BILL OF MATERIALS &
GLAZING DETAIL

NO.	DATE	BY	REVISIONS

DATE: 10/16/23
SCALE: N.T.S.
DWG. BY: LFS
CHK. BY: RW
DRAWING NO.: FL-16216.20
SHEET 6 OF 6